

Medium Duty Cantilever Rack

Ideal for storing long products such as bars, pipes and rods. Available as either a single or double sided units. Two bases/columns, four brace beams and arms are required to make one free standing unit. All units are 79" tall. Arms are adjustable in 1½" increments. Choose either 12", 18" or 24" arms. Angled arms and welded end-stops provide secure/safe storage of long and/or irregular shaped merchandise. Connect multiple units to provide storage of extra long stock. Units assemble in less than 10 minutes.



Single Sided Unit



Double Sided Unit



Single Sided Base/Columns
Capacity 6,000 Lbs.

Arm Length	Model Number	Price Each
12"	215-GCS08012	171.83
18"	215-GCS08018	189.00
24"	215-GCS08024	226.78



Double Sided Base/Columns
Capacity 10,000 Lbs.

Arm Length	Model Number	Price Each
12"	215-GCD08012	194.21
18"	215-GCD08018	213.63
24"	215-GCD08024	256.36



Arms

Length	Arm Cap.	Model Number	Price Each
12"	1,000	215-GA12	16.28
18"	850	215-GA18	21.17
24"	650	215-GA24	28.65



Brace Beams

Length	Model Number	Price Each
36"	215-CBL30036	12.39
48"	215-CB30048	18.31
72"	215-CB30072	26.54

Wall Cantilever Rack

This Cantilever Rack is the ideal wall mounted solution that stores bar stock, lumber and more. Each cantilever section features 7 arms for highly flexible storage. Unit can store up to 100 lbs. per arm or a total capacity of 700 lbs. Mount a series of sections along a wall to accommodate storage for extremely long stock. Each cantilever section measures 60"H; three arms measure 15" with a 7¼" clearance; four 12" arms that feature 9" clearances. Features an attractive zinc plated finish. Assembles in minutes. Sold in single sections. Minimum 2 sections needed.



3 Sections Shown

Height	Model Number	Price Each
60"	215-WMC01	86.63

Vertical Stock Rack


Vertical Stock Racks store long pieces of stock vertically, while smaller sizes are kept on pan shelves. High strength tubular steel arms extend 8" from the frame. Pan shelves are spaced 21" apart. The unit's base is 36" wide x 24" deep. Unit is 84" high and has a capacity of 2,000 lbs.



W x D x H	Model Number	Price Each
36" x 24" x 84"	235-SRV1	242.41

Horizontal Stock Rack

Horizontal Stock Racks can be used individually or in conjunction with other horizontal stock racks, depending on the length of the stock to be stored. These units are 84" high x 22" square at bottom and are tapered to 4½" square at top. Angled steel arms are spaced every 8½" and extend 8" from uprights. Arm capacity 100 lbs. Unit Capacity 1,800 lbs




2 Units Shown

W x D x H	Model Number	Price Each
22" x 22" x 84"	235-SRH1	242.41

Heavy Duty Cantilever Rack

This cantilever rack is the ideal heavy duty storage for tubes, bar stock or other long materials. Available with either single or double sided base configurations. Columns are available in 8', 10' or 12' heights. Arms are available in 24", 36" or 48" lengths. Two bases/columns, one brace set and arms are required to make one free standing starter unit. Additional sections can be added to a starter unit by purchasing one additional base/column, one brace set and arms. All components are sold individually and are listed below



Double Sided Unit



Arm End-Stops

Provides secure and safe storage of long and/or irregular shaped merchandise. End-Stops Sold Separately.


*Fits Arm	Model Number	Price Each
4°	CHAHS01	9.16
20°	CHAHS02	9.16

*For use with Heavy Duty Arms only

How to Order

- Select Arms**
 - Choose Arm Length
 - Choose either Regular Duty or Heavy Duty based on required capacity
- Select Base/Column Size**
 - Choose either single sided or double sided base.
 - Choose column height:
When columns serve as load stops, it is necessary to specify column heights greater than the top loading arms.
There is no need to pay for extra column height unless load stops are desired or future expansion is anticipated
 - Select appropriate base for arms selected in Step 1 above.
- Select Brace Set**
 - A brace set must be installed between each pair of columns.


Step 1 - Arms



20° Arms			
Arm Length	Cap. Per Arm	Model Number	Price Each
Heavy Duty			
24"	2,200	215-HBH24	52.76
36"	2,050	215-HBH36	70.43
48"	1,600	215-HBH48	84.80

4° Arms			
Arm Length	Cap. Per Arm	Model Number	Price Each
Regular Duty			
24"	1,800	215-HR24	32.54
36"	1,200	215-HR36	41.08
48"	900	215-HR48	49.62
Heavy Duty			
36"	2,050	215-HRH36	64.03
48"	1,600	215-HRH48	77.09

Step 2 - Bases/Columns




Single Sided

Double Sided

Single Sided Bases/Columns			
Arm Length	Cap. Per Column	Model Number	Price Each
8'H Column			
24"	11,200	CHS-09624	440.15
36"	8,400	CHS-09636	472.44
48"	6,700	CHS-09648	504.70
10'H Column			
24"	11,200	CHS-12024	504.44
36"	8,400	CHS-12036	536.71
48"	6,700	CHS-12048	569.00
12'H Column			
24"	11,200	CHS-14424	568.72
36"	8,400	CHS-14436	601.01
48"	6,700	CHS-14448	633.28

Double Sided Bases/Columns			
Arm Length	Cap. Per Column	Model Number	Price Each
8'H Column			
24"	22,400	CHD-09624	536.46
36"	16,800	CHD-09636	601.53
48"	13,400	CHD-09648	652.46
10'H Column			
24"	22,400	CHD-12024	600.74
36"	16,800	CHD-12036	665.82
48"	13,400	CHD-12048	716.75
12'H Column			
24"	22,400	CHD-14424	665.02
36"	16,800	CHD-14436	730.11
48"	13,400	CHD-14448	781.02

Step 3 - Brace Sets



8' & 10' High			12' High	
Width	Model Number	Price Each	Model Number	Price Each
3'	215-HXP36	48.73	215-CHX36	59.59
4'	215-HXP48	58.57	215-CHX48	73.50
6'	215-HXP72	79.08	215-CHX72	102.17
8'	215-HXP96	100.17	215-CHX96	131.40